

HDMI Over CAT5 Transmitter

Operation Manual



TABLE OF CONTENTS

1. Introduction.....	1
2. Features.....	1
3. Package Contents.....	1
4. Operation Controls and Functions.....	2
4.1 Front Panel.....	2
4.2 Rear Panel.....	2
5. Specifications.....	3
6. Connection and Installation.....	4

1. Introduction

Cypress CA-HDMIAT is the transmitter (Tx) unit of HDMI over CAT5 Tx/Rx solution, depends on the type of receiver (Rx) unit used, CA-HDMIAT can extend HDMI signal through CAT-5 cables for a distance up to 50/100/150/250 meters. The installation of Cypress HDMI Over CAT5 is easy and quick, simply place CA-HDMIAT next to your HDTV source such as a DVD player, then place the receiver unit (CA-HDMI50R / CA-HDMI100R / CA-HDMI150R / CA-HDMI250R) next to your display, and get all necessary cables connected to complete and enjoy.

2. Features

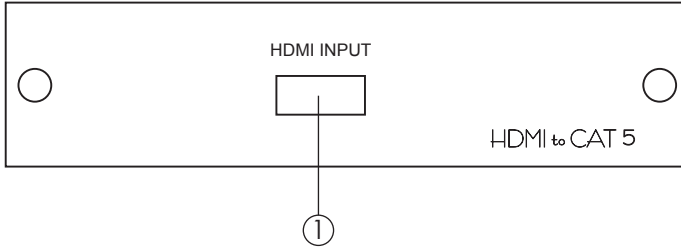
1. Compliant with HDMI 1.2, HDCP 1.1 and DVI 1.0 specifications.
2. Supports CAT-5/CAT-5E/CAT-6 cables of variable types.
3. Supports high definition input up to 1080P, output resolution follows input.
4. Easy to install and simple to operate.

3. Package Contents

1. Cypress CA-HDMIAT - HDMI Over CAT5 Transmitter
2. 5VDC Power Supply Adaptor
3. Operation Manual

4. Operation Controls and Functions

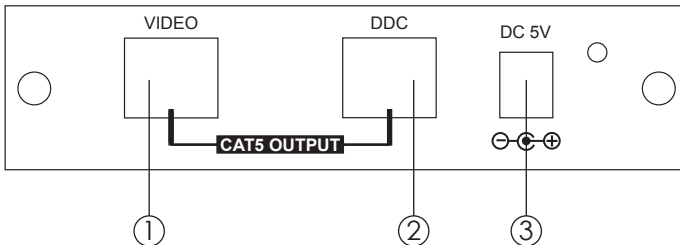
4.1 Front Panel



1. HDMI INPUT:

Connect the HDMI input port to the HDMI or DVI output of your source equipment such as DVD player or set-top-box.

4.2 Rear Panel



1. VIDEO OUTPUT:

Connect the VIDEO output to the VIDEO input of the receiver unit using CAT-5/CAT-5E/CAT-6 cable.

2. DDC OUTPUT:

Connect the DDC output to the DDC input of the receiver unit using CAT-5/CAT-5E/CAT-6 cable.

Note: For advanced user only, if it's known that the DDC or HDCP data are not required for the source and the display, you can use a single CAT-5 cable to connect the VIDEO ports of transmitter and receiver.

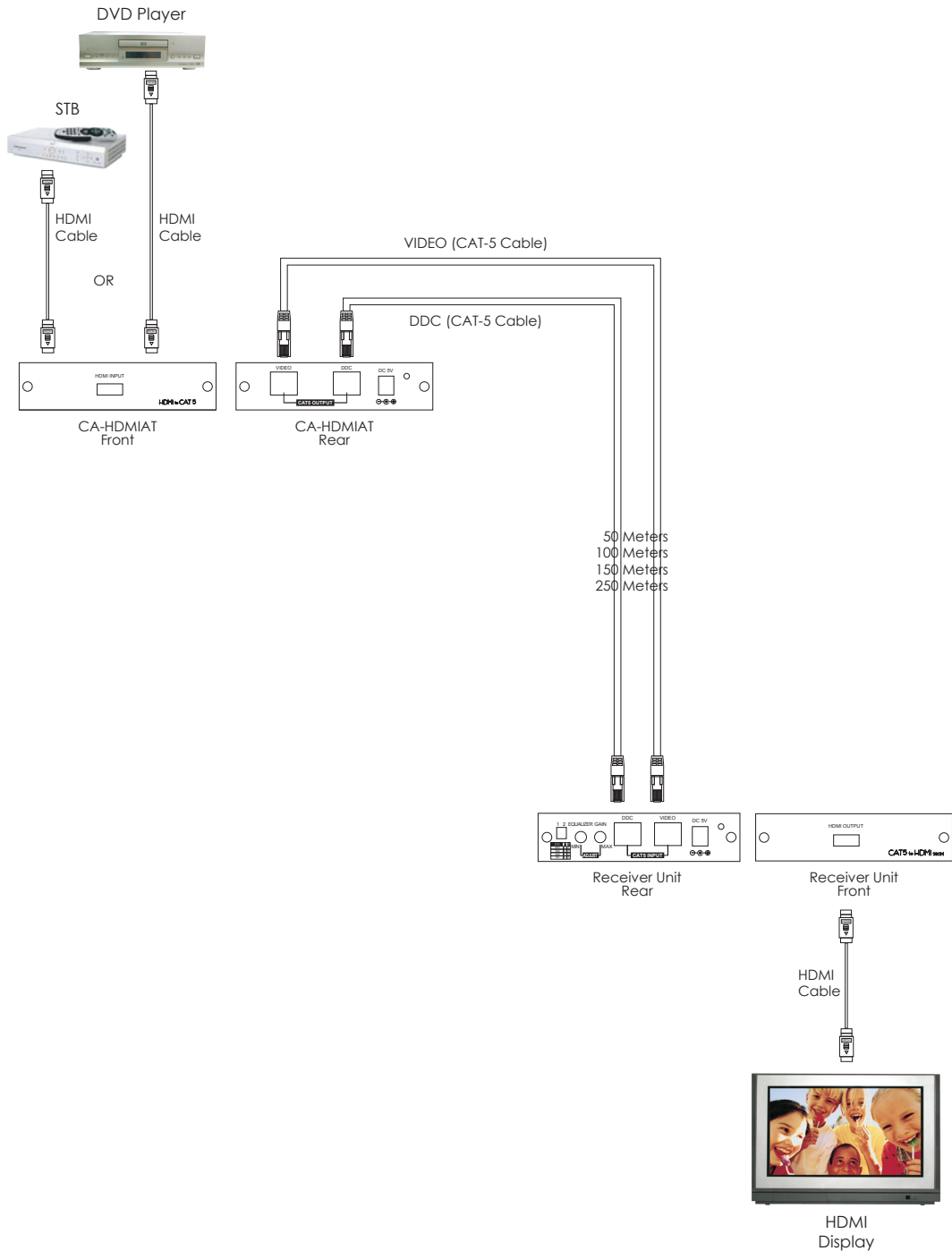
3. Power:

Plug the 5VDC power supply into the unit and connect the adaptor to AC wall outlet.

5. Specifications

1. Supported resolutions: HDMI - 480i/480p, 576i/576p, 720P@50/60Hz, 1080i@50/60Hz, 1080p@50/60Hz
2. Input: 1 HDMI female port
3. Output: 1 CAT-5 output for VIDEO, 1 CAT-5 output for DDC
4. Power: 5V DC power supply
5. Dimensions: 123(W) x 125(D) x 30(H)mm
6. Weight: 700g

Connection and Installation



Cypress HDMI Over CAT5 Series:

Product	Description
CA-HDMIAT	HDMI Over CAT5 Transmitter
CA-HDMI 50R	HDMI Over CAT5 Receiver at 50 meters
CA-HDMI 100R	HDMI Over CAT5 Receiver at 100 meters
CA-HDMI 150R	HDMI Over CAT5 Receiver at 150 meters
CA-HDMI 250R	HDMI Over CAT5 Receiver at 250 meters

